

Energy Management

Day
Month
Year
Lifetime
<
2025-10
>

Generated by PV: 2.99 MWh

2.98

Consumed (MWh)

99.66%

10.08

Fed to grid (kWh)

0.34%

Consumed by appliances: 35.09 MWh

2.98

From PV (MWh)

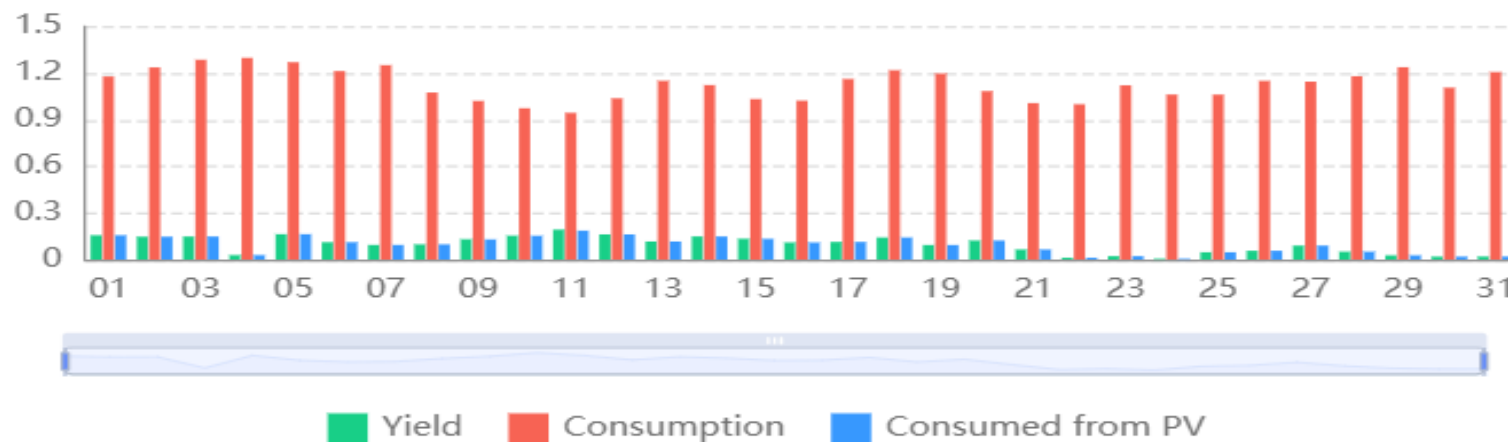
8.49%

32.11

From grid (MWh)

91.51%

MWh



OKTOBER	kWh	%
Producerad solet	2 990	
Använd solet	2 980 kWh	99,6 %
Såld solet	10,08 kWh	0,34 %
% solet av totala elkonsumtionen		8,49 %
Total elkonsumtion	35 090 kWh	

Energy Management

Day
Month
Year
Lifetime
< 2025-11 >

Generated by PV: **877.04** kWh

877.04

Consumed (kWh)

100.00%

0.00

Fed to grid (kWh)

0.00%

Consumed by appliances: **41.12** MWh

877.04

From PV (kWh)

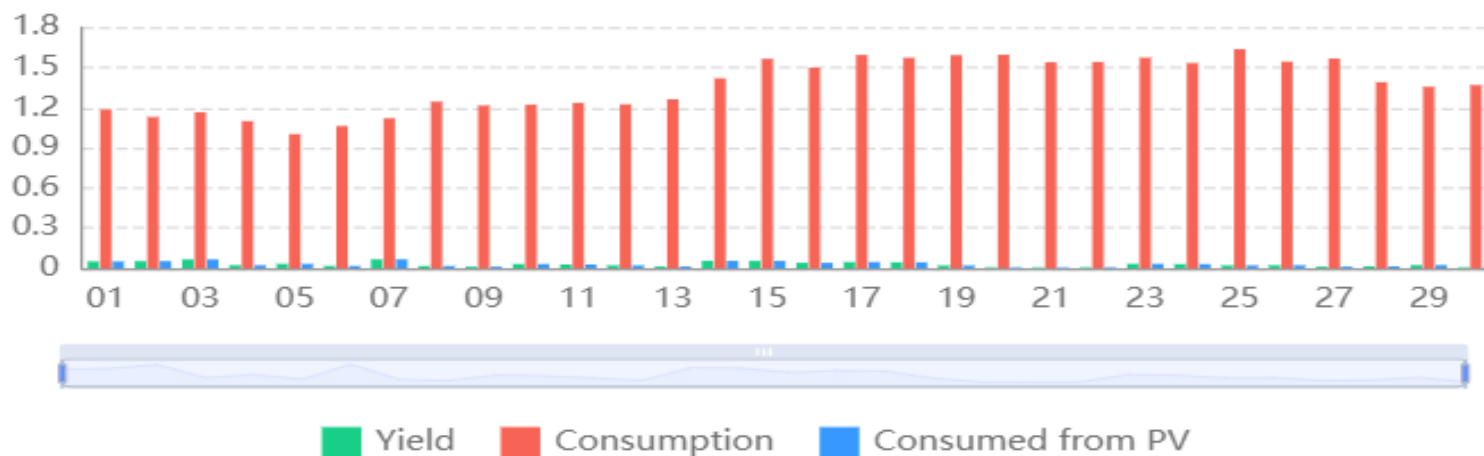
2.13%

40.24

From grid (MWh)

97.87%

MWh



NOVEMBER	kWh	%
Producerad solet	877 kWh	
Använd solet	877 kWh	100 %
Såld solet	0 kWh	0 %
% solet av totala elkonsumtionen		2,13 %
Total elkonsumtion	41 120 kWh	

Generated by PV: 379.02 kWh

379.02

Consumed (kWh)

100.00%

0.00

Fed to grid (kWh)

0.00%

Consumed by appliances: 44.18 MWh

379.02

From PV (kWh)

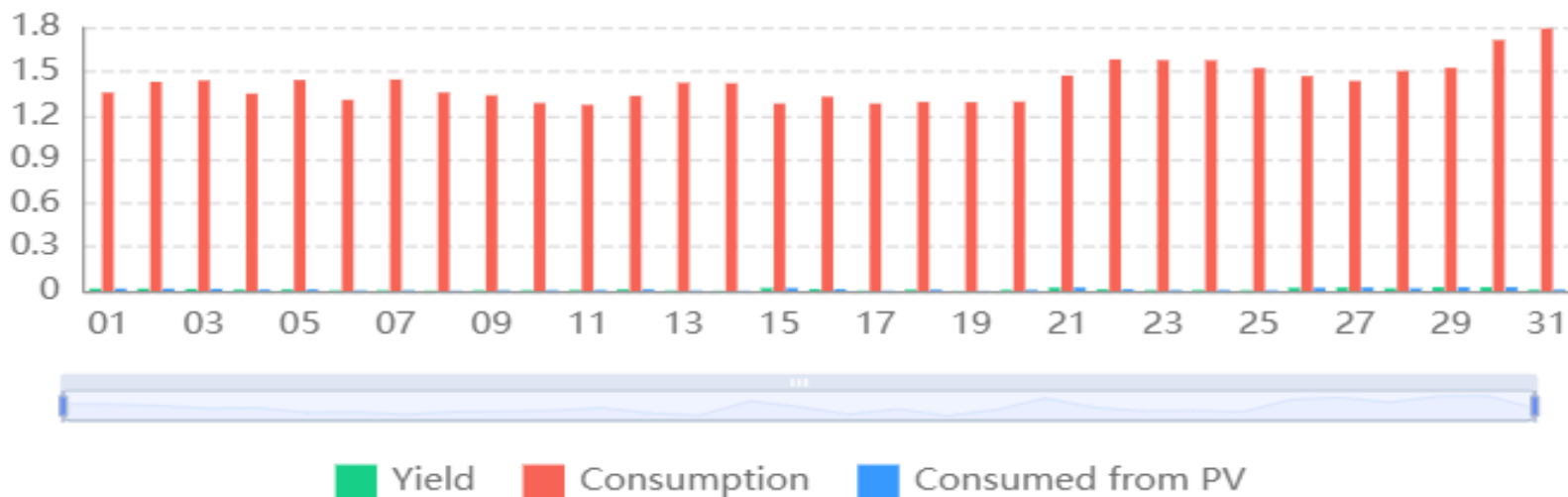
0.86%

43.80

From grid (MWh)

99.14%

MWh



DECEMBER	kWh	%
Producerad solet	379 kWh	
Använd solet	379 kWh	100 %
Såld solet	0 kWh	0 %
% solet av totala elkonsum.		0,86 %
Total elkonsumtion	44 180 kWh	

2025 Alla månader

Energy Management

Day
 Month
 Year
 Lifetime
 < 2025 >

Generated by PV: 74.84 MWh

54.93

Consumed (MWh)

73.40%

19.91

Fed to grid (MWh)

26.60%

Consumed by appliances: 307.81 MWh

54.93

From PV (MWh)

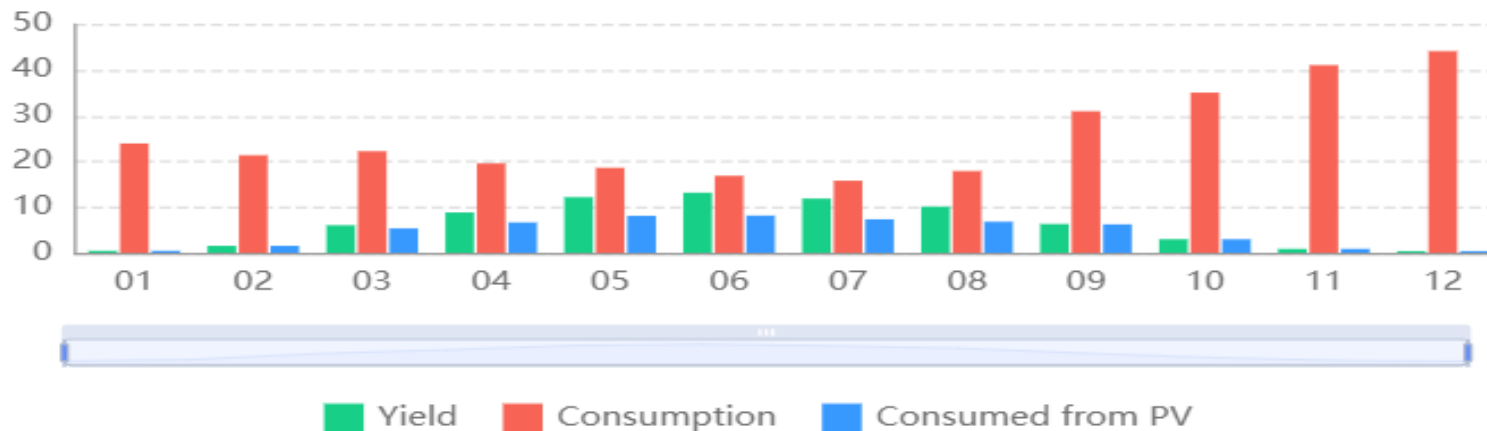
17.85%

252.88

From grid (MWh)

82.15%

MWh



2025	kWh	%
Producerad solet	74 840 kWh	
Använd solet	54 930 kWh	73,4 %
Såld solet	19 910 kWh	26,6 %
% solet av totala elkonsum.		17,85 %
Total elkonsumtion	307 810 kWh	