

Energy Management ⓘ

Day **Month** Year Lifetime < 2025-07 >

Generated by PV: 11.90 MWh

7.36

Consumed (MWh)

61.87%

4.54

Fed to grid (MWh)

38.13%

Consumed by appliances: 15.79 MWh

7.36

From PV (MWh)

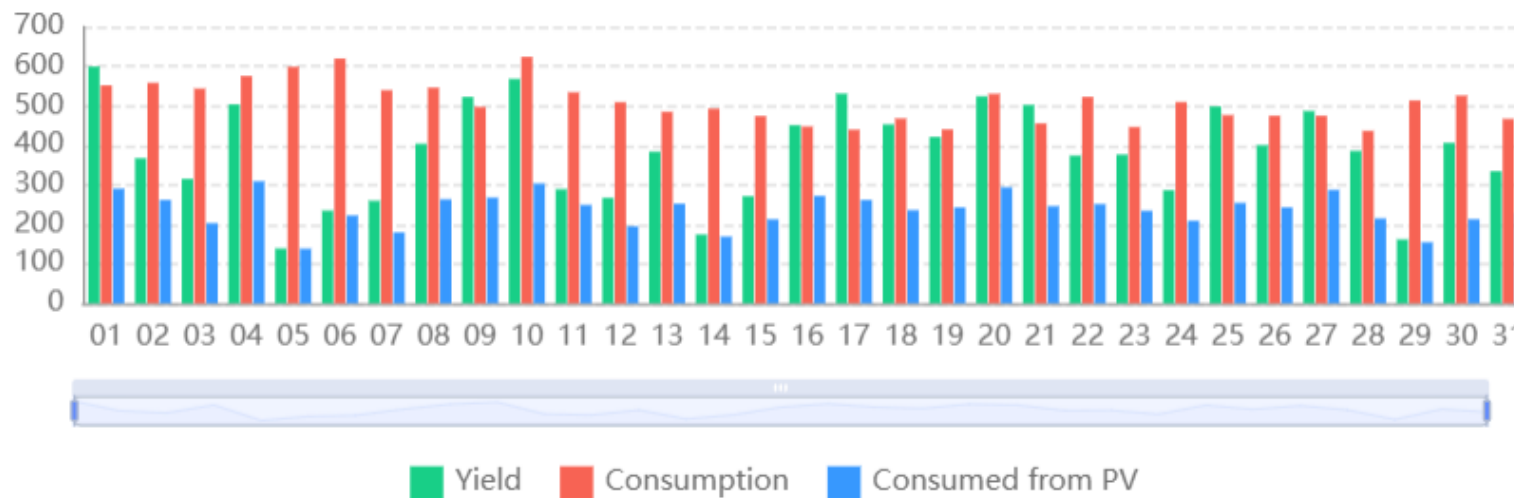
46.62%

8.43

From grid (MWh)

53.38%

kWh



JULI	kWh	%
Producerad solet	11 900	
Använd solet	7 360 kWh	61,87 %
Såld solet	4 540 kWh	38,13 %
% solet av totala elkonsumtionen		46,62 %
Total elkonsumtion	15 790 kWh	

Energy Management

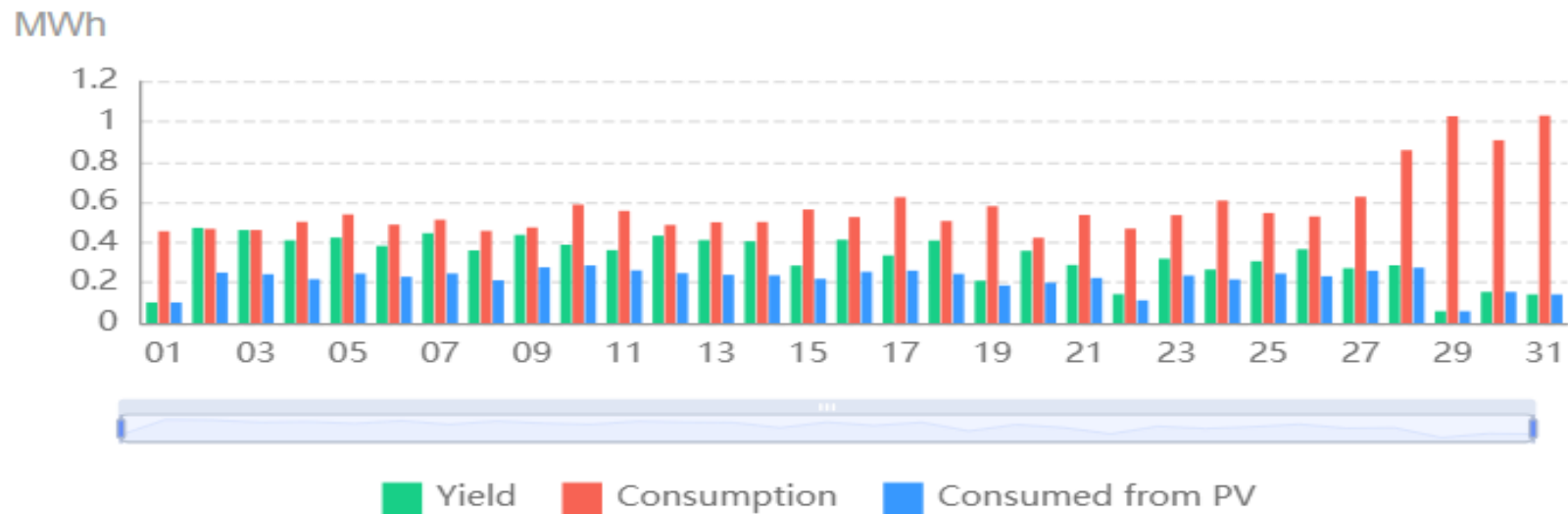
Day
Month
Year
Lifetime
< 2025-08 >

Generated by PV: 10.13 MWh

Consumed by appliances: 17.91 MWh

6.83 Consumed (MWh)
 3.31 Fed to grid (MWh)

6.83 From PV (MWh)
 11.09 From grid (MWh)



AUGUSTI	kWh	%
Producerad solet	10 130 kWh	
Använd solet	6830 kWh	67,36 %
Såld solet	3 310 kWh	32,64 %
% solet av totala elkonsumtionen		38,10 %
Total elkonsumtion	17 910 kWh	

Energy Management

Day
Month
Year
Lifetime
< 2025-09 >

Generated by PV: 6.32 MWh

6.24

Consumed (MWh)

98.75%

79.22

Fed to grid (kWh)

1.25%

Consumed by appliances: 31.01 MWh

6.24

From PV (MWh)

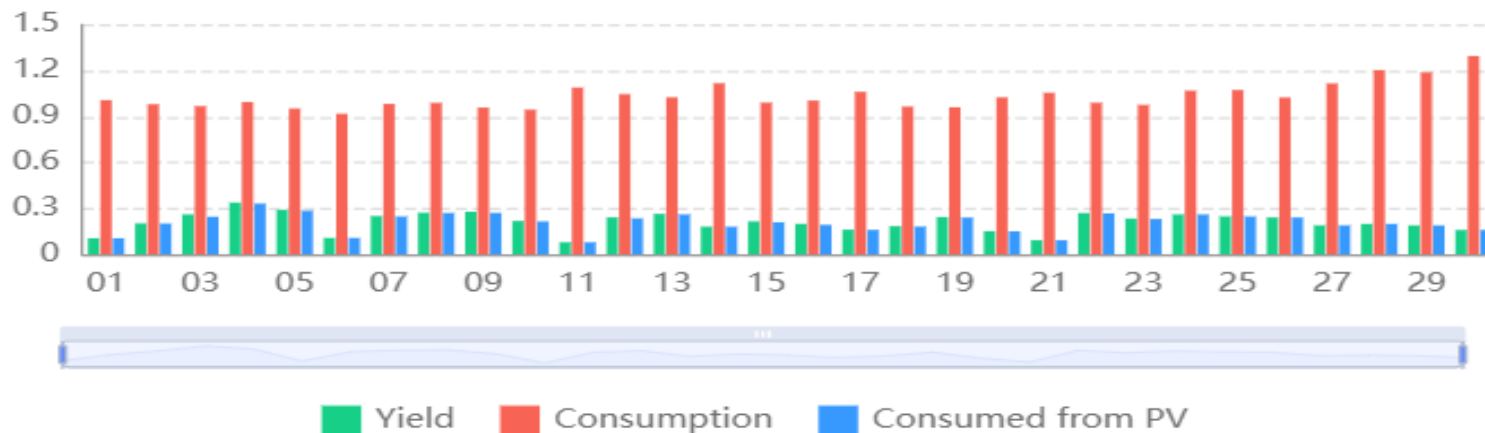
20.11%

24.77

From grid (MWh)

79.89%

MWh



SEPTEMBER	kWh	%
Producerad solet	6320 kWh	
Använd solet	6240 kWh	98,75 %
Såld solet	79,22 kWh	1,25 %
% solet av totala elkonsumtion		20,11 %
Total elkonsumtion	24 770 kWh	